


RS0505CB-XXXXJN-9H Features:

- Flip-Chip Terminal Configuration
- Solderable Terminals
- Nickel Barrier
- Customer Defined Testing Available
- Tape and Reel and Waffle Pack Available (Standard is bulk)
- ±5% Resistor Tolerance



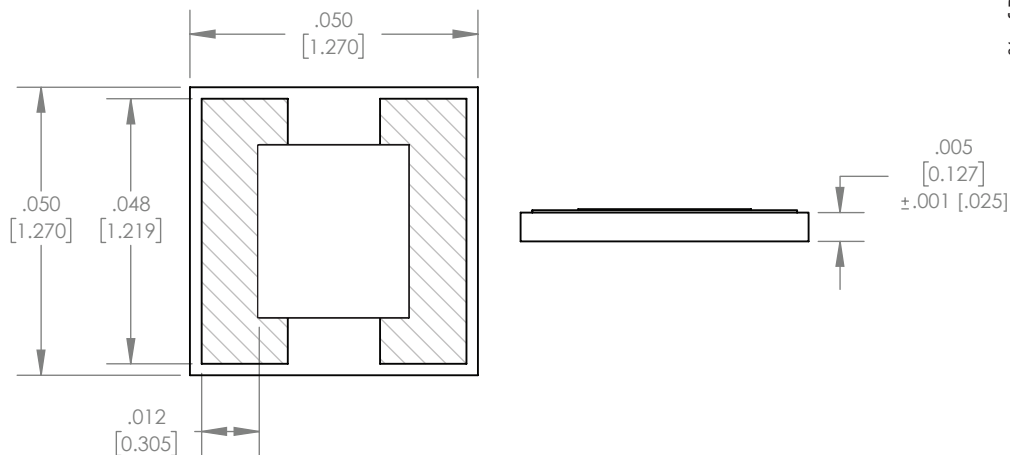
■ Actual Size

RS0505CB-XXXXJN-9H Parameters:

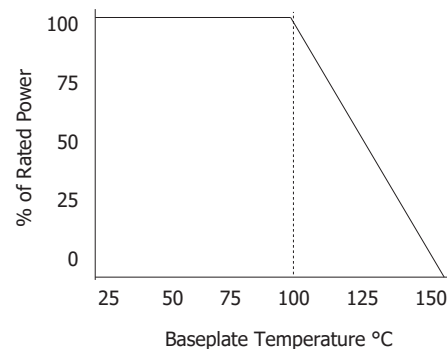
Resistance Range:	0.5Ω to 1MΩ
Rated Power:	1W
Construction:	Thick Film on BeO
Terminal Metallization:	SnPb over Ni over Ag
Operating Temperature:	-55 to +150°C

* Rating based on ≤100°C constant baseplate temperature

RS0505CB-XXXXJN-9H Dimensions:



RS0505CB-XXXXJN-9H Power Derating Curve



Dimensions in inches [mm]
Tolerance is ± 0.002 [0.051] unless otherwise stated

Ordering Information:

RS	0505	CB	- XXXX	J	N	-	9H	UU
Prefix for Flip-Chip Resistor			Value Code Examples 10R0 - 10Ω 1002 - 10KΩ 1000 - 100Ω 1003 - 100KΩ 1001 - 1KΩ 1004 - 100MΩ	Tolerance J - 5%	Normal Inspection Contact factory for additional options		Substrate 9H - 0.005" BeO	Packaging Blank - Bulk TR - Tape and Reel WP - Waffle Pack
Size 0505								
Terminal Metallization				RoHS	Magnetic	Solder	Epoxy	Wirebond
CB - Sn62 Tin Lead over Nickel over Silver				No	Yes	Yes	No	No

Barry Industries reserves the right to change part number and/or process without notification.